





MODEL	YEAR	OEM TIRE SIZE	WHEEL POSITION	WHEEL SIZE	WHEEL OFFSET	BOLT PATTERN	AXLE TYPE
							
400i 4WD	02-08	25X8-12	Front	12x7	5+2	4/115	Independent
		25X11-12	Rear	12x7	5+2	4/115	Independent
500i 4WD	02-08	25X8-12	Front	12x7	5+2	4/115	Independent
		25X11-12	Rear	12x7	5+2	4/115	Independent
650i 4WD	04-08	26X8-12	Front	12x7	5+2	4/115	Independent
		26X11-12	Rear	12x7	5+2	4/115	Independent
700i 4WD	07-08	26X8-12	Front	12x7	5+2	4/115	Independent
		26X11-12	Rear	12x7	5+2	4/115	Independent
1000 THUNDERCAT 4WD	08	26X8-12	Front	12x7	5+2	4/115	Independent
		26X11-12	Rear	12x7	5+2	4/115	Independent



							
Outlander 330/400	03-08	25X8-12	Front	12x7	4+3	4/137	Independent
		25X10-12	Rear	12x7	4+3	4/137	Independent
Outlander 500/650/800	03-08	26X8-12	Front	12x7	4+3	4/137	Independent
		26X10-12	Rear	12x7	4+3	4/137	Independent
Renegade 500/800	07-08	25X8-12	Front	12x7	4+3	4/137	Independent
		25X10-12	Rear	12x7	4+3	4/137	Independent
Quest 500/650	00-05	25X8-12	Front	12x7	5+2	4/110	Independent
		25X10-12	Rear	12x7	2+5	4/110	Solid
Traxter 500 4WD	99-05	25X8-12	Front	12x7	5+2	4/110	Independent
		25X10-12	Rear	12x7	2+5	4/110	Solid

							
300 4WD	88-00	23x8-11	Front	12x7	5+2	4/110	Independent
		24x9-11	Rear	12x7	2+5	4/110	Solid
350 Rancher S-ES 2WD	00-06	24x8-12	Front	12x7	5+2	4/110	Independent
		25x11-10	Rear	12x7	2+5	4/110	Solid
350 Rancher S-ES 4WD	00-06	24x8-12	Front	12x7	5+2	4/110	Independent
		24x9-11	Rear	12x7	2+5	4/110	Solid
400 Foreman 4WD	96-06	24x8-11	Front	12x7	5+2	4/110	Independent
		24x10-11	Rear	12x7	2+5	4/110	Solid
400/420 Rancher AT 4WD	04-08	24x8-12	Front	12x7	5+2	4/110	Independent
		24x10-11	Rear	12x7	2+5	4/110	Solid
450/500 Foreman S-ES 4WD	98-08	25X8-12	Front	12x7	5+2	4/110	Independent
		25X10-12	Rear	12x7	2+5	4/110	Solid
500 Rubicon 4WD	01-08	25X8-12	Front	12x7	5+2	4/110	Independent
		25X10-12	Rear	12x7	2+5	4/110	Solid
650 Rincon 4WD	03-07	25X8-12	Front	12x7	5+2	4/110	Independent
		25X10-12	Rear	12x7	5+2	4/110	Independent
700 Rincon 4WD	06-08	25X8-12	Front	12x7	5+2	4/110	Independent
		25X10-12	Rear	12x7	5+2	4/110	Independent
TRX 250 RECON	97-08	22X7-11	Front	11X7	-	4/110	Independent
		22X10-9	Rear	9X9	-	4/110	Solid
TRX 250EX	00-08	22X7-10	Front	10X5	-	4/110	Independent
		22X10-9	Rear	9X9	-	4/110	Solid

MODEL	YEAR	OEM TIRE SIZE	WHEEL POSITION	WHEEL SIZE	WHEEL OFFSET	BOLT PATTERN	AXLE TYPE
							
TRX 300EX	93-08	22X7-10	Front	10X5	-	4/144	Independent
		20X10-9	Rear	9X9	-	4/110	Solid
TRX 400EX	99-08	22X7-10	Front	10X5	-	4/144	Independent
		20X10-9	Rear	9X9	-	4/110	Solid
TRX450R 2WD	04-08	22X7-10	Front	10X5	-	4/144	Independent
		20X10-9	Rear	9X9	-	4/110	Solid

							
Prairie 360 2WD/4WD	03-06	25X8-12	Front	12x7	4+3	4/137	Independent
		25X10-12	Rear	12x7	3+4	4/137	Solid
Prairie 400 2WD/4WD	97-05	25X8-12	Front	12x7	4+3	4/137	Independent
		25X12-10	Rear	12X7	3+4	4/137	Solid
KVF 360 4WD	07-08	25X8-12	Front	12x7	4+3	4/137	Independent
		25X10-12	Rear	12x7	3+4	4/137	Solid
Prairie 650/700 4WD	02-06	25X8-12	Front	12x7	4+3	4/137	Independent
		25X10-12	Rear	12x7	3+4	4/137	Solid
Brute Force 650 4WD	03-08	25X8-12	Front	12x7	4+3	4/137	Independent
		25X10-12	Rear	12x7	3+4	4/137	Solid
650i Brute Force 4WD	06-08	25X8-12	Front	12x7	5+2	4/110	Independent
		25X10-12	Rear	12x7	5+2	4/110	Independent
750i Brute Force 4WD	05-08	25X8-12	Front	12x7	5+2	4/110	Independent
		25X10-12	Rear	12x7	5+2	4/110	Independent
<i>08 750i BRUTE FORCE *** WHEELS MAY NOT FIT ON HUBS***MUST TEST FIT RIMS***</i>							
Mule 500/600		22X9-10	Front	12x7	4+3	4/137	Independent
		22X11-10	Rear	12x7	3+4	4/137	Solid
KXF 400 2WD	03-05	22X7-10	Front	10X5	-	4/144	Independent
		20X10-9	Rear	9X9	-	4/110	Solid
KXF 450R 2WD	08	22X7-10	Front	10X5	-	4/144	Independent
		20X10-9	Rear	9X9	-	4/110	Solid
KXF 700 2WD	03-08	22X7-10	Front	10X5	-	4/144	Independent
		22X11-10	Rear	10X8	-	4/137	Solid

		***** must use 9" wide front tire (eg: 26x9-12) on all models*****					
SPORTSMAN 335 4WD	99-08	23X7-10	Front	12x7	4+3	4/156	Independent
		24X11-10	Rear	12x7	4+3	4/156	Independent
SPORTSMAN 400 4WD	01-08	25X8-12	Front	12x7	4+3	4/156	Independent
		25X10-12	Rear	12x7	4+3	4/156	Independent
SPORTSMAN 500 4WD	96-08	25X8-12	Front	12x7	4+3	4/156	Independent
		25X11-10	Rear	12x7	4+3	4/156	Independent
MAGNUM 500 4WD	99-01	25X8-12	Front	12x7	4+3	4/156	Independent
		25X11-10	Rear	12x7	4+3	4/4	-
MAGNUM 500 4WD	02-05	25X8-12	Front	12x7	4+3	4/156	Independent
		25X11-10	Rear	12x7	4+3	4/156	Independent
SPORTSMAN 600 4WD	03-08	25X8-12	Front	12x7	4+3	4/156	Independent
		25X11-12	Rear	12x7	4+3	4/156	Independent
SPORTSMAN 700 4WD	02-08	25X8-12	Front	12x7	4+3	4/156	Independent
		25X10-12	Rear	12x7	4+3	4/156	Independent

MODEL	YEAR	OEM TIRE SIZE	WHEEL POSITION	WHEEL SIZE	WHEEL OFFSET	BOLT PATTERN	AXLE TYPE	
		***** must use 9" wide front tire (eg: 26x9-12) on all models*****						
								
SPORTSMAN 800 4WD	05-08	26X8-12	Front	12x7	4+3	4/156	Independent	
		26X10-12	Rear	12x7	4+3	4/156	Independent	
RANGER 4WD	98-03	25X10-12	Front	12x7	4+3	4/156	Independent	
		25X11-10	Rear	12x7	4+3	4/156	Independent	
RANGER 4WD	04-08	25X10-12	Front	12x7	4+3	4/156	Independent	
		25X11-12	Rear	12x7	4+3	4/156	Independent	
RZR	08	25X8-12	Front	12x7	4+3	4/156	Independent	
		25X10-12	Rear	12x7	4+3	4/156	Independent	
SCRAMBLER 400L 2WD/4WD	95-08	23X7-10	Front	10X5	-	4/156	Independent	
		22X11-10	Rear	10X8	-	4/4	Solid	
SPORT 400L 2WD	94-99	23X7-10	Front	10X5	-	4/156	Independent	
		22X11-10	Rear	10X8	-	4/4	Solid	
SCRAMBLER 500 2WD/4WD	97-08	23X7-10	Front	10X5	-	4/156	Independent	
		22X11-10	Rear	10X8	-	4/4	Solid	
PREDATOR 500 2WD	03-07	21X7-10	Front	10X5	-	4/156	Independent	
	03	20X11-10	Rear	10X8	-	4/156	Independent	
	04-07	20X11-10	Rear	10X8	-	4/110	Solid	
OUTLAW 450/525	08	21X7-10	Front	10X5	-	4/156	Independent	
		20X11-9	Rear	9X9	-	4/110	Solid	
OUTLAW 500/525	08	21X7-10	Front	10X5	-	4/156	Independent	
		20X11-9	Rear	9X9	-	4/110	Independent	
								
EIGER 400 2WD / AUTO 2WD	02-07	25X8-12	Front	12x7	5+2	4/110	Independent	
		25X10-12	Rear	12x7	2+5	4/110	Solid	
EIGER 400 4WD / AUTO 4WD	02-07	25X8-12	Front	12x7	5+2	4/110	Independent	
		25X10-12	Rear	12x7	2+5	4/110	Solid	
KING QUAD 400 4WD	08	25X8-12	Front	12x7	5+2	4/110	Independent	
		25X10-12	Rear	12x7	2+5	4/110	Solid	
KING QUAD 450 4WD	07-08	25X8-12	Front	12x7	5+2	4/110	Independent	
		25X10-12	Rear	12x7	2+5	4/110	Solid	
VINSON 500 4WD	02-06	25X8-12	Front	12x7	5+2	4/110	Independent	
		25X10-12	Rear	12x7	2+5	4/110	Solid	
Twin Peaks 700	04-06	25X8-12	Front	12x7	4+3	4/137	Independent	
		25X10-12	Rear	12x7	3+4	4/137	Solid	
KING QUAD 700/750 4WD	06-08	25X8-12	Front	12x7	5+2	4/110	Independent	
		25X10-12	Rear	12x7	5+2	4/110	Independent	
Z250 2WD	02-08	22X7-10	Front	10X5	-	4/144	Independent	
		20X10-9	Rear	9X9	-	4/110	Solid	
OZARK 250 2WD	02-08	22X7-11	Front	11X7	-	4/110	Independent	
		20X10-9	Rear	9x9	-	4/110	Solid	
Z250/400 2WD	02-07	22X7-10	Front	10X5	-	4/144	Independent	
		20X10-9	Rear	9X9	-	4/110	Solid	
LTR 450 2WD	06-08	20X6-10	Front	10X5	-	4/144	Independent	
		18X10-8	Rear	8X8	-	4/110	Solid	

MODEL	YEAR	OEM TIRE SIZE	WHEEL POSITION	WHEEL SIZE	WHEEL OFFSET	BOLT PATTERN	AXLE TYPE
YFM 350/450 WOLVERINE	95-08	23X8-12	Front	12x7	5+2	4/110	Independent
		23X10-12	Rear	12x7	2+5	4/110	Solid
YFM 350 BIG BEAR 2WD	00-05	25X8-12	Front	12x7	5+2	4/110	Independent
		23X10-10	Rear	12X7	2+5	4/110	Solid
YFM 350/400 BIG BEAR 4WD	87-06	25X8-12	Front	12x7	5+2	4/110	Independent
		25X10-12	Rear	12x7	2+5	4/110	Solid
350 BIG BEAR 4WD	07-08	25X8-12	Front	12x7	5+2	4/110	Independent
		25X10-12	Rear	12x7	2+5	4/110	Solid
350/450 GRIZZLY 4WD	07-08	25X8-12	Front	12x7	5+2	4/110	Independent
		25X10-12	Rear	12x7	5+2	4/110	Independent
YFM 350 BRUIN 4WD	04-06	25X8-12	Front	12x7	5+2	4/110	Independent
		25X10-12	Rear	12x7	2+5	4/110	Solid
YFM 400 KODIAK 2WD	93-04	25X8-12	Front	12x7	5+2	4/110	Independent
		25X10-12	Rear	12x7	2+5	4/110	Solid
YFM 400/450 KODIAK 4WD	93-04	25X8-12	Front	12x7	5+2	4/110	Independent
		25X10-12	Rear	12x7	2+5	4/110	Solid
YFM 400/450 KODIAK 4WD	05-06	25X8-12	Front	12x7	5+2	4/110	Independent
		25X10-12	Rear	12x7	5+2	4/110	Independent
400 BIG BEAR 4WD	07-08	25X8-12	Front	12x7	5+2	4/110	Independent
		25X10-12	Rear	12x7	5+2	4/110	Independent
YFM 600 GRIZZLY 4WD	98 & 01	25X8-12	Front	12X7	5+2	4/110	Independent
		25X10-10	Rear	12X7	2+5	4/110	Solid
YFM 600 GRIZZLY 4WD	99-00	25X8-12	Front	12x7	5+2	4/110	Independent
		25X10-12	Rear	12x7	2+5	4/110	Solid
YFM 660 GRIZZLY 4WD	02-07	25X8-12	Front	12x7	5+2	4/110	Independent
		25X10-12	Rear	12x7	5+2	4/110	Independent
YFM 700 GRIZZLY 4WD	07-08	25X8-12	Front	12x7	5+2	4/110	Independent
		25X10-12	Rear	12x7	5+2	4/110	Independent
YFM 450/660/700 RHINO 4WD	04-08	25X8-12	Front	12x7	5+2	4/110	Independent
		25X10-12	Rear	12x7	5+2	4/110	Independent
YSF 200 BLASTER	88-07	21X7-10	Front	10X5	-	4/156	Independent
		21X10-8	Rear	8X8	-	4/100	Solid
BIG BEAR 250	06-08	22X7-10	Front	10X5	-	4/110	Independent
		22X10-10	Rear	10X8	-	4/110	Solid
250 RAPTOR	08	20X7-10	Front	10X5	-	4/156	Independent
		19X10-9	Rear	9X9	-	4/115	Solid
YFM 350 XT WARRIOR	87-05	22X7-10	Front	10X5	-	4/156	Independent
		22X10-9	Rear	9X9	-	4/115	Solid
YFZ 350 BANSHEE	87-06	21X7-10	Front	10X5	-	4/156	Independent
	87-88, 91-06	22X10-9	Rear	9X9	-	4/115	Solid
		89-90	22X11-10	Rear	10X8	-	4/156
YFM 350 RAPTOR	04-08	22X7-10	Front	10X5	-	4/156	Independent
		22X10-9	Rear	9X9	-	4/115	Solid
YFZ 450 2WD	04-08	21X7-10	Front	10X5	-	4/156	Independent
		20X10-9	Rear	9X9	-	4/115	Solid
YFM 660 700R RAPTOR 2WD	01-08	21X7-10	Front	10X5	-	4/156	Independent
		20X10-9	Rear	9X9	-	4/115	Solid